

## Resource 6

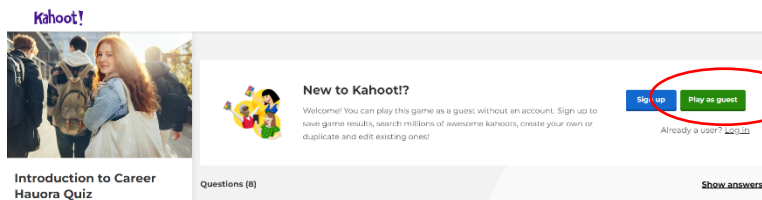
# How to set up the Career Hauora Kahoot Quiz

Both the teacher and students will need a device and wifi to play the Kahoot. Students can play either in teams (one device per team) or as individuals.

### Teacher instructions:

The teacher needs to set up the quiz first by clicking on the link:

<https://create.kahoot.it/share/kahoot-for-formative-assessment/18f95d99-dab0-4ddf-bcda-675c48f9b140>.



### Teacher instructions:

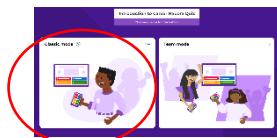
1. Click on 'Play as Guest' (circled in the image above)
2. Click 'Continue as Guest' (circled in the image below)

#### Log in to save results

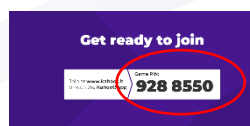
Sign up or log in to view a kahoot report after the game. You will not be able to view the report if you continue as a guest.



3. Select 'Classic Mode'



4. A one-time game pin number will come up (as in the image below) to share with the students

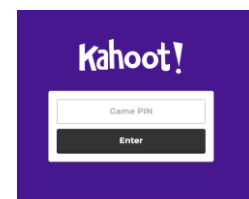


5. Once all teams are showing on the teacher's screen, start the quiz

### Student Instructions:

Once the teacher has the game set up with the PIN number, students can:

1. Log into: [www.kahoot.it](http://www.kahoot.it)
2. Enter the PIN number generated by the teacher login (in this example it would be 9288550)



3. Enter a team or individual name

