

Resource 18

Teacher Resource



Hillcrest High School

Te Kura Tuarua o Tihipuke

Hauora Conversations

Purpose

Provide a platform for Hauora teachers to meet with students to discuss their individual journey through school, highlight any potential barriers to engagement, and celebrate successes.

Objectives

- Build relationships between Hauora teacher and student
- Build student confidence to access support and feedback from teachers or school systems
- Empower students to make decisions about their academic performance, hauora or future.
- Build student sense of self and confidence to navigate their journey through school.

Expectations

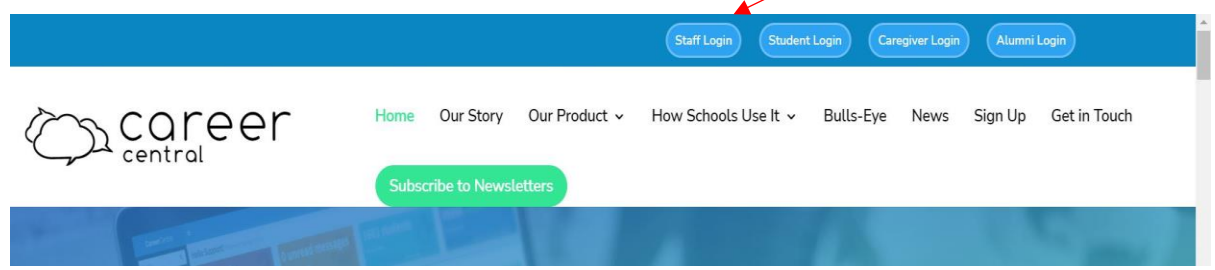
- Each student will have at least two Hauora Conversations by the end of the academic year.
- Hauora Conversation notes will be recorded on Careers Central
- Teachers will utilise school systems such as Kamar, Student Portfolios on Careers Central, Schoology Gradebook and Live Reporting, and the Ko Maungatautari Te Maunga model of social responsibility.

[Video link: Career Central's Sue Hancock demonstrates how to log a hauora conversation on Career Central](#)

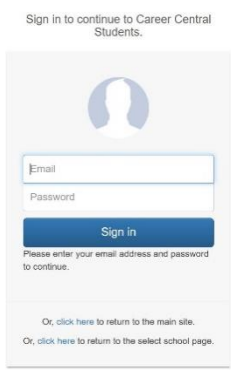


How to log a Hauora Conversation

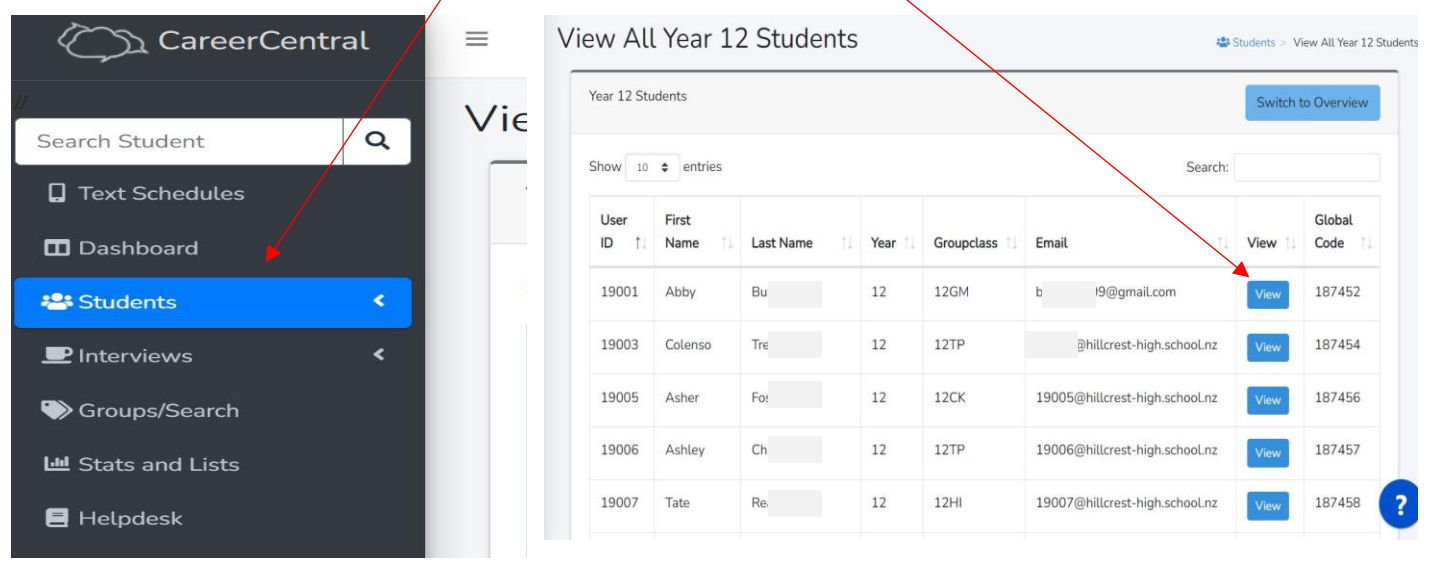
Step 1: Go to <https://carecentral.school.nz/> and click Staff Log In



Step 2: Log in with your school email and password



Step 3: Click the students tab then select the student you wish to record a Hauora Conversation with



Step 4: Click on 'Record an Interview Note'

Abby Roads Student Profile

Students > Abby

About Abby

Abby is a **Year 12**. Their ID is 190...
Their groupclass is 12GM.
Their email is ...@gmail.com
Drivers Licence Status: Not specified

You can send this student a message by clicking the button below.

[Compose Message](#)

[Record an Interview note](#)

Account Management

This user's password is controlled through your school management system.

[Login as Student](#)

Abby's 2022 Career Profile

Abby Roads Occupations

Step 6: Record Hauora Conversation using the template provided or delete and write your own narrative

Student Notes for Abby Roads

Notes you enter here are visible to the student, their caregivers, and staff.

1. On your maunga, which taumata do you feel you are currently at?

2. Next time we meet, which taumata would you like to be at?

3. What are the key actions you need to take to reach this next taumata?

Staff Notes

Notes you enter here are only visible to staff.

Student Status: Needs Help (selected), Ok for now, Sorted

KO MAUNGATAUTARI TE MAUNGA
KO NGĀTI HĀUA TE IWI, KO TE IITI O HĀUA TE HĀPU

TE TŪTURUTANGA
KIA PUTA A IHI, A WANA
WHAIA KIA EKE
KIA ITA
TIROHIA AKE
MATIWA MAI RĀ

Step 7: Click either Save or Save and Notify if you wish someone else to receive the interview notes

Additional Notes - By CSA Teacher (0) + x

[Save](#) [Save and Notify](#)

[Delete this Interview](#) [View Student Tasks](#) [View Previous Notes](#) [Create Another Interview](#)

[Back](#) ?

Drop files here or click to upload.
(Upload a file (optional) - we recommend using either PDFs or DOCX files.)

Send to student: Abby Roads

Send to form teacher: Mr Puka

[Include Caregivers](#)

[Include other staff](#)

[x Discard](#) [Send Message](#)